

INDO GROUP



RANG HOMES
adding Colour to your Life

INDO GROUP presents “Rang Homes”, the First Affordable Housing Project which is fully compliant with the “Pradhan Mantri Awas Yojana (Urban)”

Located just 2 KM away from the Proposed New International Airport Terminal Guwahati, on the serene landscape of Dharapur Palashbari Road. “Rang Homes” is nestled on a plot surrounded by lush green areas, with breathtaking view of the mighty Brahmaputra river from the upper floors. Add to this the picturesque surroundings of hills and vast expanse of greens.

Rang Homes has exquisitely designed 304 units, ranging from 1BHK, 2BHK and 2BHK+Kids / Study Room. Drawing inspiration from the natural surroundings to create an affordable and comfortable living experience, which offers residents a tranquil and serene getaway from the hustle and worries of city life.

Architects :



Design Forum International, a renowned Architectural firm who have also designed the new Integrated Airport Terminal Building at Guwahati.



Banka & Associates, Guwahati
Local Architects.

SITE PLAN

14 Flats	1 BHK
244 Flats	2 BHK
46 Flats	2 BHK + KIDS ROOM

SITE PLAN



TYPICAL-1ST FLOOR TO 7TH FLOOR

"All specification, designs, layout images, conditions are only indicative and some of these can be changed at the discretion of the builder/architect/authority. These are purely conceptual and constitute no legal offerings. Applicant/Allotee shall not have any right to raise objection in this regard. The Dimension are pounded off to nearest inch. 1sq.mtr.=10.764 sq. ft., 304.8mm=1'-0"

Project Overview



TOTAL
LAND AREA

8029.38 sq m

TOTAL
NO OF FLATS

304

PARKING
SPACE

Ample parking
Space for cars
& 2 Wheelers

TOTAL
BUILT-UP AREA

23926.02 sq m

OPEN
AREA APPROX

67.07 %

"All specification, designs, layout images, conditions are only indicative and some of these can be changed at the discretion of the builder/architect/authority. These are purely conceptual and constitute no legal offerings. Applicant/Allotee shall not have any right to raise objection in this regard.

The Dimension are pounded off to nearest inch. 1sq.mtr.=10.764 sq. ft., 304.8mm=1'-0"

Aerial View



YOUR DREAM HOME
because you deserve it

"All specification, designs, layout images, conditions are only indicative and some of these can be changed at the discretion of the builder/architect/authority. These are purely conceptual and constitute no legal offerings. Applicant/Allotee shall not have any right to raise objection in this regard.

The Dimension are pounded off to nearest inch. 1sq.mtr.=10.764 sq. ft., 304.8mm=1'-0"

Night View

NIGHT VIEW



FINE LIVING, SIMPLY BECAUSE
you're worth it.

"All specification, designs, layout images, conditions are only indicative and some of these can be changed at the discretion of the builder/architect/authority. These are purely conceptual and constitute no legal offerings. Applicant/Allotee shall not have any right to raise objection in this regard.

The Dimension are pounded off to nearest inch. 1sq.mtr.=10.764 sq. ft., 304.8mm=1'-0"

External View

WANT MORE,
and get more.



EXTREME

Floor Plan

1BHK



As per RERA		SBUA	
Carpet Area	Balcony Area	48.588 (Sq.Mtr)	523.00 (Sq.ft)
31.307 Sq. Mtr	6.30 Sq. Mtr		

S.No	Description	Size (sq.ft.)
------	-------------	-----------------

- 1 DRAWING ROOM 9'-10"x10'-2½"
- 2 BEDROOM 10'-6"x9'-10½"
- 3 KITCHEN 8'-10½"x6'-5"
- 4 BATHROOM 6'-1"x3'-3½"
- 5 TOILET 4'-11"x3'-11"
- 6 BALCONY-1 3'-9½"x5'-10½"
- 7 BALCONY-2 11'-4"x3'-11"

Floor Plan

2BHK



S.No	Description	Size (sq.ft.)
------	-------------	-----------------

- 1 DRAWING ROOM 9'-10"x10'-2½"
- 2 M.BEDROOM 10'-0"x10'-10"
- 3 BEDROOM 10'-6"x9'-10½"
- 4 KITCHEN 8'-10½"x6'-5"
- 5 BATH 6'-1"x3'-11"
- 6 TOILET 4'-11"x3'-11"
- 7 BALCONY-1 8'-4½"x3'-3½"
- 8 BALCONY-2 7'-4½"x3'-11"
- 9 BALCONY-3 3'-9½"x5'-10½"

As per RERA		SBUA	
Carpet Area	Balcony Area	65.310 (Sq.Mtr)	703.00 (Sq.ft)
42.644 Sq. Mtr	7.39 Sq. Mtr		

Floor Plan

2BHK + KIDS ROOM




S.No	Description	Size (sq.ft.)
1	DRAWING ROOM	15'-3"x11'-8"
2	M-BEDROOM	10'-8"x10'-4"
3	BEDROOM	9'-11"x10'-0"
4	KIDS ROOM	7'- $\frac{1}{2}$ "x9'-10"
5	KITCHEN	9'- $\frac{1}{2}$ "x6'-5"
6	M.BATH	4'-11"x6'-10 $\frac{1}{2}$ "
7	BATH	4'-11" x6'-10 $\frac{1}{2}$ "
8	BALCONY-1	3'-11" x9'-2"
9	BALCONY-2	7'- $\frac{1}{2}$ " x3'-11"
10	BALCONY-3	3'-11" x8'- $\frac{1}{2}$ "

As per RERA		SBUA	
Carpet Area	Balcony Area	88.536 (Sq.Mtr.)	953.00 (Sq.ft.)
59.99 Sq. Mtr	9.119 Sq. Mtr		

Amenities

COMFORT & SECURITY

24x7 power back up in common area
Continuous water supply
Ample Parking Space
Elevator(s) of reputed make
Concrete/Paved internal pathways
Earthquake Resistant RCC frame
structure Fire Fighting System
CCTV secured compound



ECO- FRIENDLY ADV.

Approx.67.07% Open Area
Sewage Treatment Plant
Grass Pavers
Landscaped Garden
Approach from 40' paved, Tree
lined Boulevard

RECREATIONAL ACTIVITIES AND ENTERTAINMENT

Multipurpose Community Hall
Children's Play Area
Lift Lobbies




Location Advantage

Location Advantage From Our
PROJECT

01

New Airport Terminal "2 Km"



02

Kamakhya Temple "12 Km"



03

IIIT Guwahati "10 Km"



04

Jhalukbari Flyover "7 Km"



06

Guwahati University "7 Km"

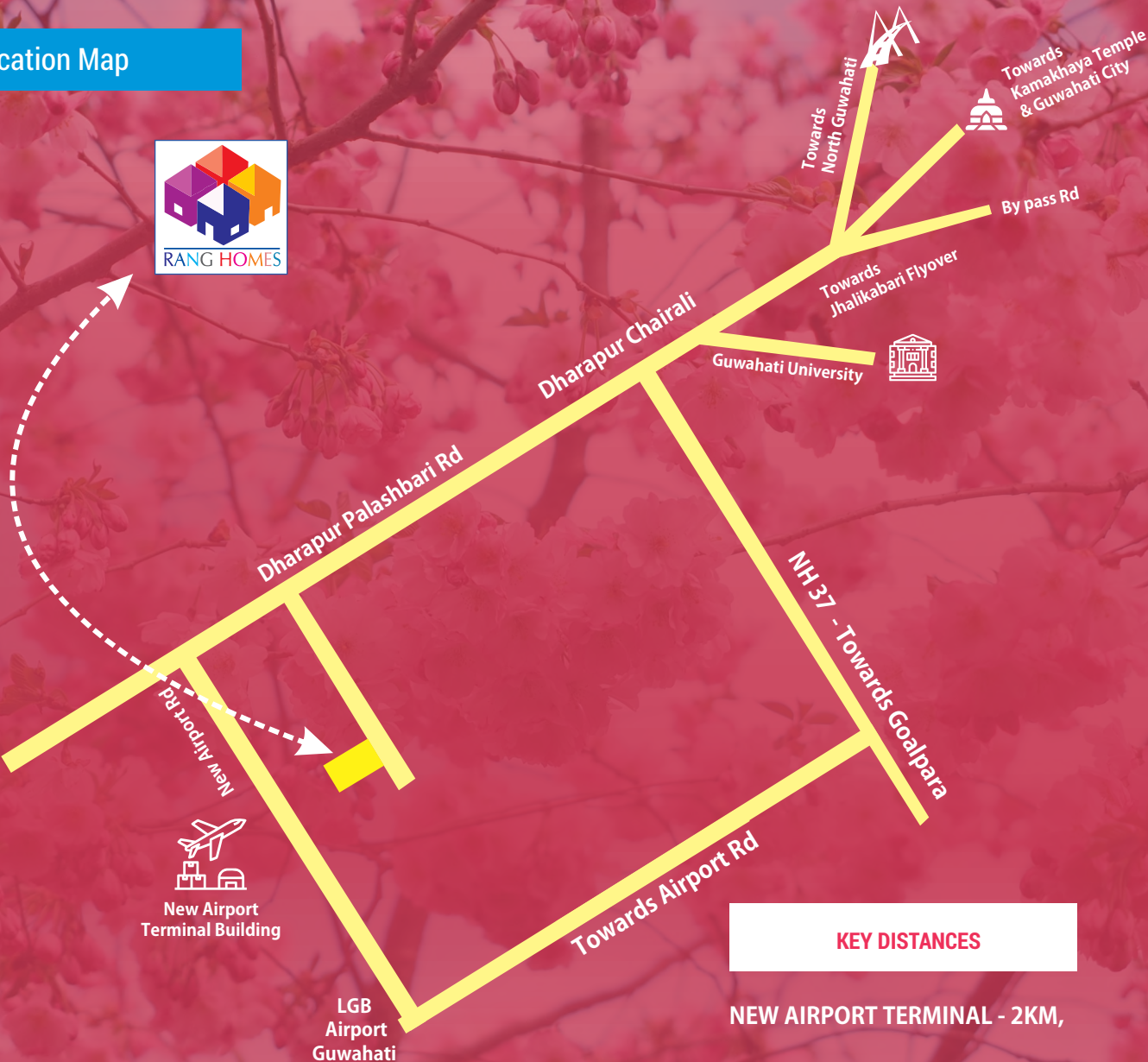


05

NH 37 "1.3 Km"



Location Map



KEY DISTANCES

- NEW AIRPORT TERMINAL - 2KM,
- IIIT GUWAHATI - 10KM,
- KAMAKHAYA TEMPLE - 12KM,
- JHALUKBARI FLYOVER - 7KM,
- GUWAHATI UNIVERSITY - 7KM.

(NOT TO SCALE)

Specifications

STRUCTURE



Earthquake Resistant / RCC Framed Structure

PAINTING



Internal Wall : - OBD Putti Finished.

Exterior Facade : - Latest weather-proof acrylic coating

FLOORING



Bedroom, Living, Dining & Common area : - Vitrified floor Tiles (Make : - Asian / Somany / Varmora / Notto / Hollis or Equivalent)

Kitchen : - Vitrified tile flooring, Granite counter top with stainless steel sink, designer tiles upto 2 ft above counter top.

Toilet : - Anti Skid Ceramic Tiles on floor and designer tiles upto door height on the wall in Bath/WC and upto Cill level in WC.

Balcony : - Anti Skid Ceramic floor tiles

RAILING



M.S Railing with Enamel paint Finish

SANITARY



Hindware / Parryware / Cera or Equivalent make with Jaquar / Hindware or Equivalent CP Fittings.

ELECTRICAL



Superior Quality concealed wiring with modular switches and AC point as required(Make :- Havells / MK Midas / Legrand / L&T or Equivalent)

TERRACE



Brick Bat Koba / Water Proofing Treatment

EXTERNAL DEVELOPMENT



Internal Roads : - Interlocking Blocks / Tremix Concrete Road

Boundary wall : - Brick wall / RCC with plaster & External weather proof Paint Finish

Land Scaping : - Use Green grass, Kerb Stone & Plantation

DOORS & WINDOWS



External : - Aluminium plastic powder coated extruded Profiles , Fully openable / Fully fixed, Partly openable / Partly fixed & Partly sliding / Partly fixed

Internal : - Wooden door frame with Both Side Laminated flush door shutters.

*All specification, designs, layout images, conditions are only indicative and some of these can be changed at the discretion of the builder/architect/authority. These are purely conceptual and constitute no legal offerings. Applicant/Allotee shall not have any right to raise objection in this regard.

The Dimension are pounded off to nearest inch. 1sq.mtr=10.764 sq. ft., 304.8mm=1'-0"



Credit Linked Subsidy Scheme for EWS/LIG

PARTICULARS	EWS	LIG
Annual Family Income	Upto Rs 3 lakhs	Above Rs 3 lakhs and upto Rs 6 lakhs
House Area	Carpet area upto 30 sq metres	Carpet area upto 60 sq metres
Rate of Interest Subsidy	6.50%	6.50%
Maximum Loan Eligible For Subsidy	Rs 6 lakhs	Rs 6 lakhs
Maximum Loan Tenure	20 years	20 years

The maximum subsidy under this scheme can be Rs 2,67,280



SITE OFFICE

RANG HOMES - Plot No. 2 AEROCITY,
Dharapur-Palashbari Road,
Guwahati-781014, Assam

M : 7577007722 / 33
E : info@ranghomes.com
W : www.ranghomes.com



Member of AREIDA

INDO GROUP

REGISTERED OFFICE

12 C&D, II Floor, B-5
Vasant Square Mall
Vasant Kunj, New Delhi – 110070
T : 011-40000261-65
E : info@indogroup.in
W : www.indogroup.in